

Wheelchair access to and within this building is not recommended without assistance.



## THE UNIVERSITY OF EDINBURGH

### Minto House

A GUIDE TO ACCESS AND FACILITIES



**Minto House**  
20-22 Chambers Street  
Edinburgh  
EH1 1JZ

0131 650 4124

<http://www.ed.ac.uk/maps/buildings/minto-house>

Wheelchair access to and within this building is not recommended without assistance.



**Alternative Format**

If you require this document in an alternative format (e.g. large print) please contact the Estates and Buildings Department or email [david.casey@ed.ac.uk](mailto:david.casey@ed.ac.uk), telephone 0131 650 2470 or write to:

**Estates and Buildings**

The University of Edinburgh  
Design Group Office  
11 Infirmity Street  
Edinburgh  
EH1 1NP

Wheelchair access to and within this building is not recommended without assistance.



## Personal Emergency Evacuation Plan

**Note:**

**A Personal Emergency Evacuation Plan (PEEP) is required for all staff and students unable to self-evacuate in an emergency. Provision for staff/students/visitors who are unable to self-evacuate is the responsibility of the organiser of the class/lecture/event/meeting. While the School is responsible for preparing this, staff and students requiring assistance should confirm the evacuation arrangements.**

Wheelchair access to and within this building is not recommended without assistance.



## Table of Contents

.....	Page 4
.....	Page 4
.....	Page 5
.....	Page 6
.....	Page 7
.....	Page 8
.....	Page 10
.....	Page 11
.....	Page 13
.....	Page 13
.....	Page 14
.....	Page 14
.....	Page 16
.....	Page 17
.....	Page 22
.....	Page 23
.....	Page 24

Wheelchair access to and within this building is not recommended without assistance.

## Disabled Access Guide for Minto House



### Introduction

**Minto House** was built for extramural medical classes in 1878, on the site of William Adam's 1738 house for Gilbert Elliot Lord Minto. The building now serves as a teaching facility for Architecture and Art students.

Minto House is a secure building which requires a valid university smartcard to access. Visitors are therefore advised to arrange access with their host prior to arrival.

### Location

Minto House is located within what is referred to as the **Central Campus** of the University of Edinburgh which is well served by public transport. The building is within approximately a quarter of a mile of the city centre and is within approximately one mile of the main student residences at Pollock Halls.

The nearest railway line is at Waverley Station in the city centre.

The nearest bus stops are located on Chambers Street within approximately 100 metres of Minto House. The number 35 Lothian bus service stops on Chambers Street and numerous other services stop on South Bridge (

). Details of timetables are available from Lothian Buses, from their offices within the city and online from:

<http://www.mybustracker.co.uk>.

Persons arriving by vehicle can access one of two university permit holder car parks which are located to the rear of Minto House, or alternatively, there is City of Edinburgh Council parking located along Chambers Street (

). Wheelchair users and persons with mobility difficulties can access Minto House at the secondary entrance which is located to the front of the building, or alternatively, at an entrance which is located to the rear of the building (

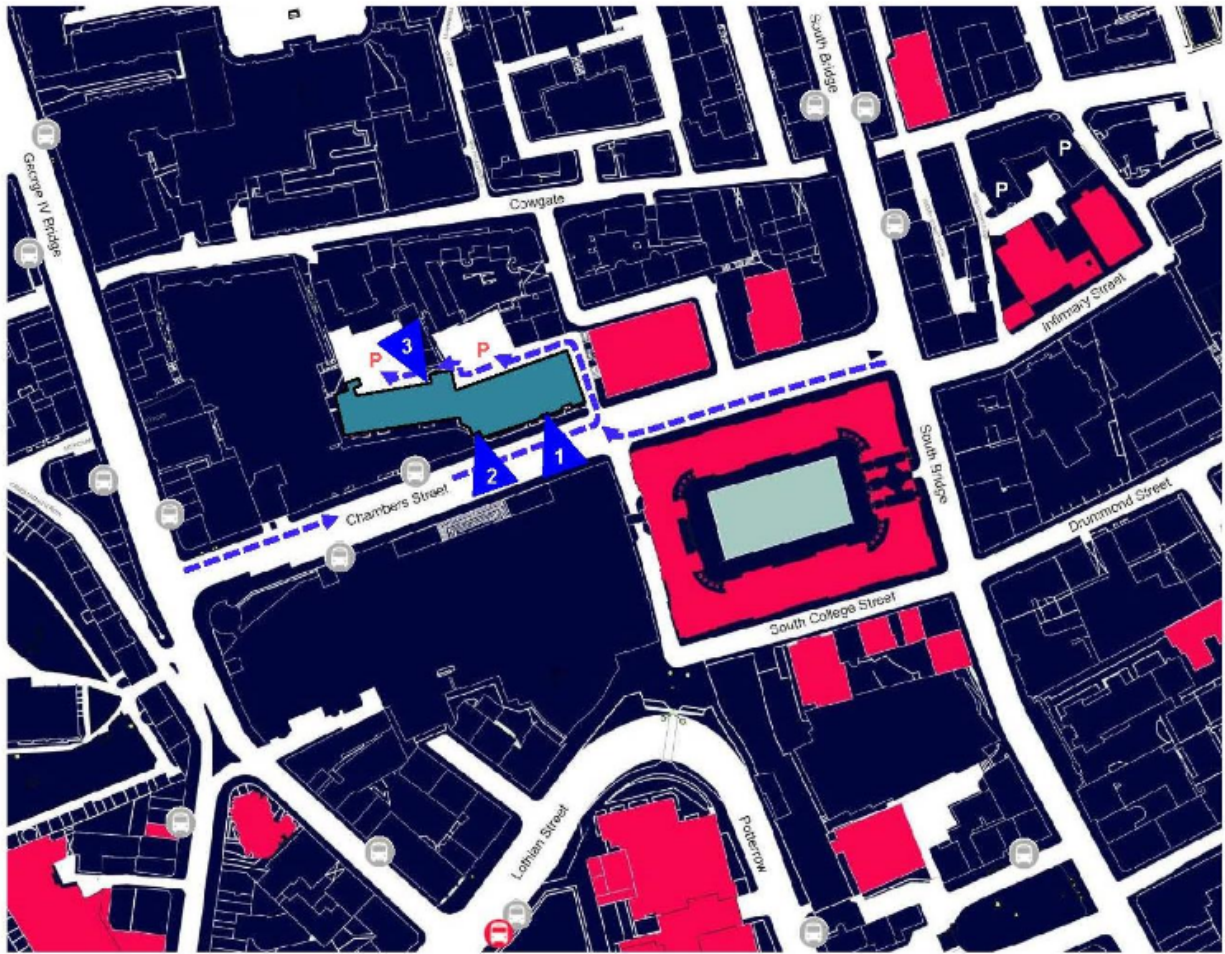
). Wheelchair access to and within Minto House is not recommended without assistance and is currently by arrangement prior to arrival.



Wheelchair access to and within this building is not recommended without assistance.



### Minto House Location Map



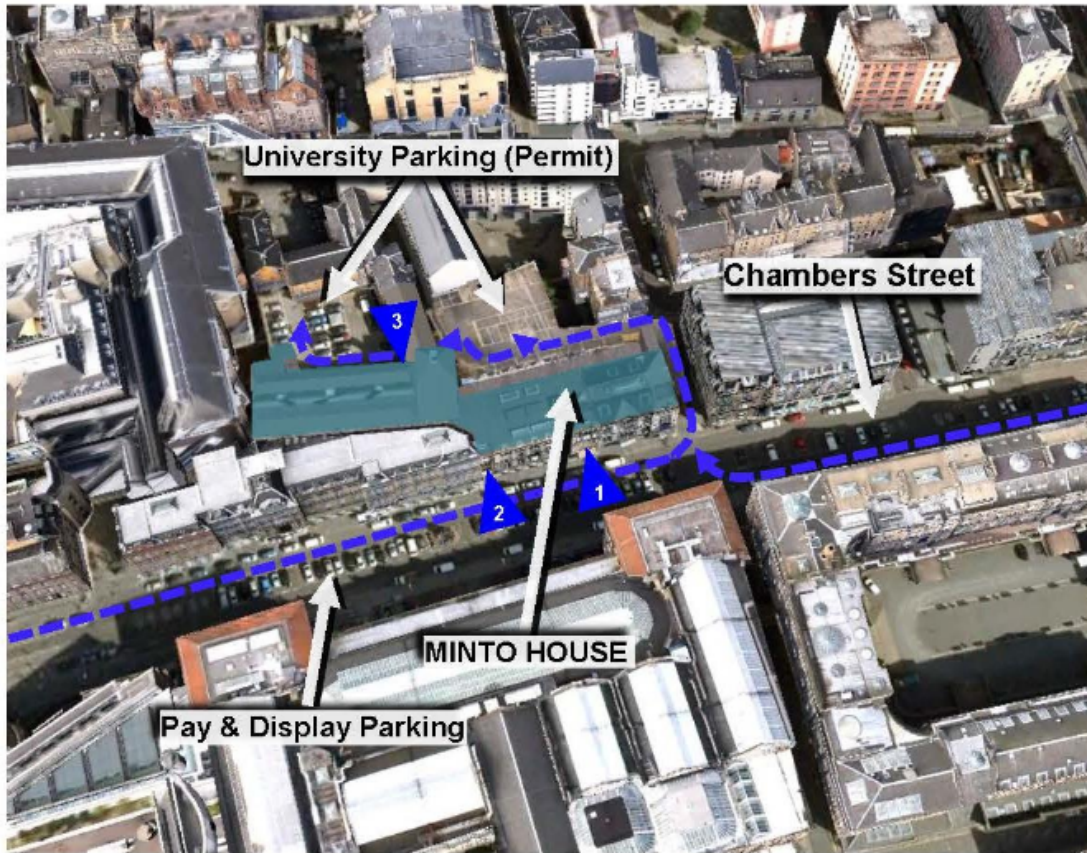
#### Key

- |  |  |
|--|--|
|  MINTO HOUSE                                |  Main Entrance Access Point (Steps)                             |
|  University Shuttle Bus Stop                |  Secondary Entrance Access Point (Ramp or Steps)                |
|  Public Transport Bus Stop                  |  Rear Entrance Access Point (Level Externally, Ramp Internally) |
|  Vehicle Access Routes Local to Minto House |  |
|  University Parking (Permit)                |  |

Wheelchair access to and within this building is not recommended without assistance.








### Minto House Perspective View



(Google Earth, 2010)

#### Key

-  MINTO HOUSE
-  Vehicle Access Routes Local to Minto House
-  Main Entrance Access Point (Steps)
-  Secondary Entrance Access Point (Ramp or Steps)
-  Rear Entrance Access Point (Level Externally, Ramp Internally)